



EUROPEAN CENTRAL BANK

EUROSYSTEM

TARGET2 Operations

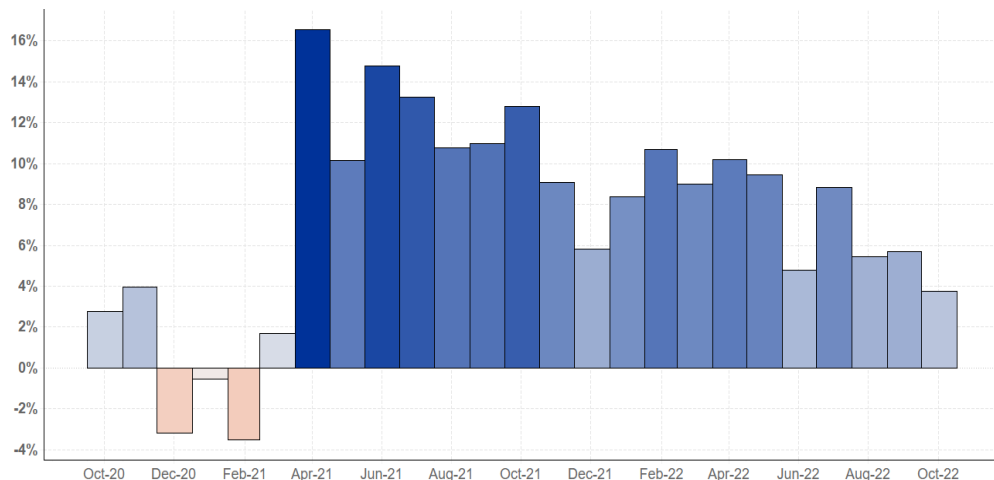
AMI-Pay meeting
2 December 2022



Sylvain Debeaumont
Market Infrastructure Management division

All transactions, Oct 2020 – Oct 2022

yearly growth rate, % (daily average volume per month)



- 20 consecutive months of y-o-y growth
- +8.66% traffic growth over the last 12 months
- 102 million transactions settled over the last 12 months by 1,787 active direct participants (as of Oct 2022)
- Strong traffic uptake beyond recovery from pandemic period

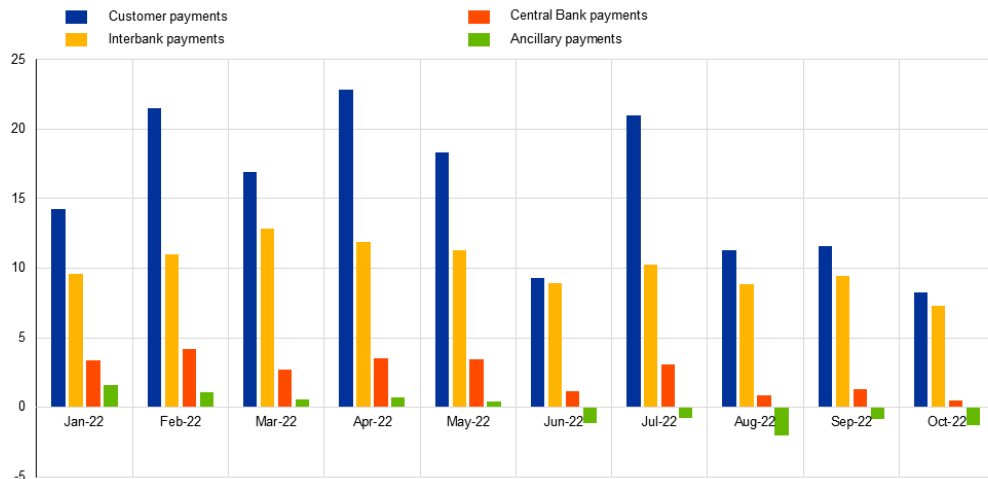
TARGET2 volume developments

Jan-Oct 2021 vs Jan-Oct 2022

		Ancillary Payments	Customer Payments	Interbank Payments	Central Bank Operations	Overall
Jan - Oct 2021	Total Volume	5,889,556	46,904,075	20,951,795	4,612,204	78,357,630
	Daily Average	27,650	220,207	98,365	21,654	367,876
Jan - Oct 2022	Total Volume	5,873,668	50,358,020	23,194,248	5,138,219	84,564,155
	Daily Average	27,447	235,318	108,384	24,010	395,160
Daily average volume growth		-0.74%	6.86%	10.19%	10.88%	7.42%

All transactions, Jan 2022 – Oct 2022

Absolute daily average volume growth (y-o-y) by transaction class (thousands)



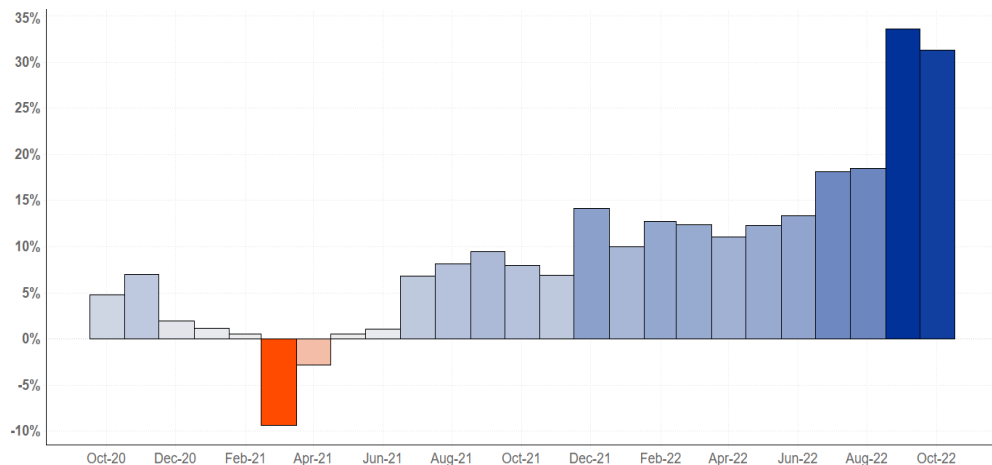
Since September 2022:

- Interbank payments +8.1%
- Customer payments +4.2%

Although with lower rates in most recent months, customer payments showed continued strong growth in the last year (+6.7%), despite the uptake of instant payments.

All transactions, Oct 2020 – Oct 2022

yearly growth rate, % (daily average value per month)



- 18 consecutive months of y-o-y growth
- +17.58% growth over the last 12 months
- EUR 553 trillion in value of transactions settled over the last 12 months

TARGET2 value developments

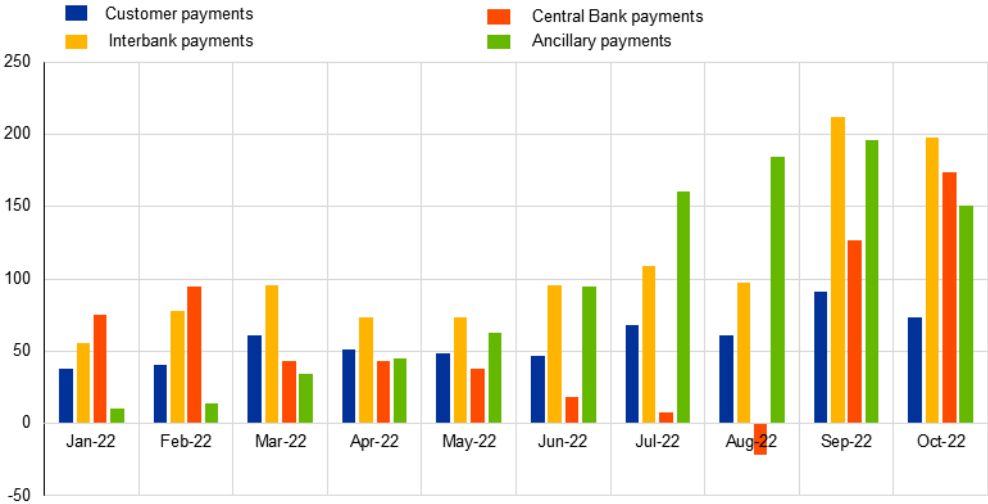
Jan-Oct 2021 vs Jan-Oct 2022

		Ancillary Payments	Customer Payments	Interbank Payments	Central Bank Operations	Overall
Jan - Oct 2021	Total Value	63,999	39,359	214,790	75,903	394,050
	Daily Average	300	185	1,008	356	1,850
Jan - Oct 2022	Total Value	84,949	51,957	239,001	88,788	464,694
	Daily Average	397	243	1,117	415	2,171
Daily average value growth		32.11%	31.39%	10.75%	16.43%	17.38%

All figures for total value and daily average are expressed in billions.

All transactions, Jan 2022 – Oct 2022

Absolute daily average value growth (y-o-y) by transaction class (EUR bn)



Since September 2022, when interest rates moved to the positive territory:

- Interbank payments +20.1%
- CBO +40.4%
- AS +58.4%

The strong increase of AS values, started already in July, was driven by the daily funding/defunding operations of an AS that shifted its settlement model to prefunding.

Latest incidents

PAPSS	1 July, 4 July, 5 July, 13 July, 15 July, 4 October, 18 November	<p>T2S related incidents affecting TARGET2</p> <p>6 occasions - TARGET2 closure was delayed for 30 minutes caused by T2S cash sweep delay (T2S issues linked to Rel 6.0)</p> <p>TARGET2 closure was delayed for 120 minutes due to a T2S incident</p>
	30 August 4 October 21 October 07 November 18 November	<p>Issues affecting only internet-based participants</p> <p>Signing actions via the Internet access was not possible (from 7:00 to 14:05)</p> <p>Access to ICM for Internet based participants not available (from 16:05 to 18:20)</p> <p>Access to ICM for Internet based participants not available (from 10:30 to 11:59)</p> <p>Access to ICM for Internet based participants not available (from 06:00 to 15:25)</p> <p>Access to ICM for Internet based participants not available (from 16:45 to 17:20)</p>
	28 July	<p>Issue with the settlement of AS files (from 16:00 to 17:21); the Algorithm 5 has stopped processing while the other Algorithms were successfully running.</p>
	30 September	<p>Access to ICM via SWIFT not available, File act channel unavailable (from 16:37 to 17:43) impacting the processing of AS files, FIN traffic partially impacted (delay in the processing of messages; 91 FIN messages impacted), TARGET2 delayed closure by 30 minutes</p>

TARGET2 overall cost recovery development

